


SPECIFICATION:

1. MATERIAL : 1.2mm MILD STEEL PR301 RED POWDER COATED (RAL 3000)
2. DOOR : SOLID DOOR.
3. CABINET TO ACCOMMODATE :
 UPPER COMPARTMENT :- A) 1"x30MTR FIRE HOSE REEL SWINGING ARM TYPE MANUAL, MODEL NO: NFH-C-25M
 LOWER COMPARTMENT:- (A) (A)2.5"x30MTR FIRE HOSE, SINGLE JACKET MODEL NO: SYNTAX SERIES WITH ALUMINIUM QUICK COUPLING-QTY-1NO
 (B) 2.5" BRANCH PIPE, MODEL NO: NF FB320 -QTY-1NO.
4. SIZE : 1600 (H) x 800 (W) x 300 (D).
5. ALL DIMENSIONS ARE IN mm.

[Handwritten signature]
6/9/12

FIRE PROTECTION BY



NAFFCO®
 WORLD LEADERS IN FIRE PROTECTION SYSTEMS
 NATIONAL FIRE FIGHTING MANUFACTURING CO. LTD.
 P.O. BOX 17014, DUBAI - U.A.E. TEL: 04-8815653 FAX: 04-8815229
 WEBSITE: www.naffco.com E-MAIL: naffire@emirates.net.ae

THIS DRAWING IS THE PROPERTY OF NAFFCO. IT SHALL NOT BE REPRODUCED, COPIED, LENT, OR OTHERWISE DISPOSED OF DIRECTLY OR INDIRECTLY, NOR USED FOR ANY OTHER PURPOSES OTHER THAN THAT FOR WHICH IT IS SPECIFICALLY FURNISHED, EXCEPT BY WRITTEN PERMISSION OF NAFFCO.

TITLE		DRAWN		CHECKED BY		APPD BY		DATE		SCALE		Dwg NO		REV IS	
DOUBLE FIRE HOSE REEL CABINET-3 (VERTICAL SURFACE TYPE, SOLID DOOR FULL MILD STEEL)		SYAM	ABJAYAD	ENG UNNI	16.9.12	1:1	19-20-11-14-SMT-SOMERS-3	17/09/12	0	-					

ISSUE NO	DETAILS OF REVISIONS	REV NO	DATE	REVIEWED BY
REVISION DETAILS				




FIRE HOSE REEL DOUBLE CABINET

Design Features :

- Cabinet with door made of 1.2mm electro-galvanised steel sheet.
- Recessed type door lock & handle with chrome plating.
- Cabinet painted with red electrostatic powder coating. Other colours are available on request.
- Upper compartment consists of: Hose reel with 1" x 30M hose or 3/4" x 30M hose.
- Lower compartment consist of : 2.5" x 100 feet polyester fire hose. Other sizes and lengths available on request.
- 2/2.5" landing valve with quick coupling. Other models also available & 2.5" water branchpipe

Optional :

- 10Lbs Dry powder or Clean Agent Fire Extinguisher.
- LPCB approved fire hose reel double cabinet available upon request.



NAFFCO NF/900

SPECIFICATIONS

Model No	Size of Hose	Dimensions cm	Material of Construction	Valve Opening	Cabinet Mounting
NF/900S	25mm dia(1") Length=30M	H=149 W=72D=28	Electro-galvanised Steel Sheet	Manual	Surface Mounted
NF/900AS	25mm dia(1") Length=30M	H=149 W=72D=28	Electro-galvanised Steel Sheet	Automatic	Surface Mounted
NF/SB900AS	25mm dia(1") Length=30M	H=155 W=72 D=31	Stainless Steel Brush Finish	Automatic	Surface Mounted
NF/SM900S	25mm dia(1") Length=30M	H=155 W=72D=31	Stainless Steel Mirror Finish	Manual	Surface Mounted
NF/900R	25mm dia(1") Length=30M	H=140/150 W=70 D=28	Electro-galvanised Steel Sheet	Manual	Recessed
NF/900AR	25mm dia(1") Length=30M	H=140/150 W=70 D=28	Electro-galvanised Steel Sheet	Automatic	Recessed
NF/SB900R	25mm dia(1") Length=30M	H=140/150 W=70 D=28	Stainless Steel Brush Finish	Manual	Recessed
NF/SM900AR	25mm dia(1") Length=30M	H=140/150 W=70 D=28	Stainless Steel Mirror Finish	Automatic	Recessed


Note : For recessed cabinet, the wall opening should be 1cm additional on all sides.

CUSTOM BUILT CABINETS

Apart from the Standard range of cabinets, NAFFCO can also fabricate cabinets according to client's specific requirements. This includes cabinets with marble clad or wooden laminated doors with cabinet colors to match the surrounding decor. Special door locking devices can also be included for the fabrication. Our state of the art fully automated production facility including CNC machine center enable us to meet the modern commercial, residential and institutional requirements.



Special Fire Hose Reel Cabinet



Wooden laminated Door

ZAFEE


SPECIAL DOUBLE VERTICAL SURFACE MOUNTED CABINETS

Design Features :

- Upper compartment specially designed for mounting swinging pipe type hose reels (size - 1" x 30 mtr. / 3/4" x 30 mtr. / Manual or Automatic).
- Lower compartment can accommodate the following:
Fire hose rack 1.5" x 30 mtr. / 2.5" x 30 mtr. with complete accessories or 2.5" x 30 mtr. lay flat fire hose + 2 portable extinguishers + 2.5" landing valve + nozzle.
- Special hose reel mounting bracket with minimal cabinet depth.
- Swinging pipe type hose reel can be mounted on either side of the cabinet based on the site condition/ riser access.
- Inlet lock shield control valve, pressure reducing valve are fixed.
- Cabinet can be with Door Made of Electro-galvanised Steel sheet/ Full Stainless Steel sheet Brush or Mirror Finish.
- Cabinet painted with Red (RAL 3000) electrostatic powder coating. Other colors are available upon request.



NF/900 S - MS



NF/900 S - SS

SPECIFICATIONS

Model No	Dimensions cm	Material of Construction	Cabinet Mounting
NF/900 S-MS	H=160 W=80 D=30	Electro-galvanised Steel Sheet	Surface Mounted
NF/900 S-SS	H=160 W=80 D=30	Full stainless steel, Brush / Mirror finish	Surface Mounted