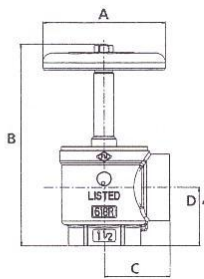



## Angle Hose Valve 300 Lb. Rated

### A55



► Used with a Fire Hose Rack Assembly, or as a Fire Dept. outlet connection.

DOUBLE FEMALE

**Standard equipment:**  
Female NPT inlet and outlet forged brass valve.  
Red hand wheel.

**Optional Finishes:**

PB  
RC  
PC

#### CERTIFICATIONS

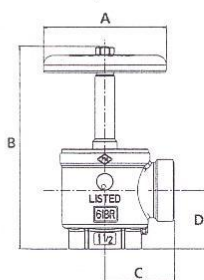


a	b
1-1/2"	1-1/2"
2-1/2"	2-1/2"

	1-1/2" x 1-1/2"	2-1/2" x 2-1/2"
A	4-1/64"	5-1/8"
B	7-11/16"	10-9/16"
C	2-9/64"	3-5/32"
D	1-57/64"	2-41/64"

## Angle Hose Valve 300 Lb. Rated

### A56



SPECIFY THREAD

► Used with a Fire Hose Rack Assembly, or as a Fire Dept. outlet connection.

FEMALE X MALE

**Standard equipment:**  
Female NPT inlet x male hose thread outlet forged brass valve.  
Red hand wheel.

**Optional Finishes:**

PB  
RC  
PC

#### CERTIFICATIONS



a	b
1-1/2"	1-1/2"
2-1/2"	2-1/2"

	1-1/2" x 1-1/2"	2-1/2" x 2-1/2"
A	4-1/64"	5-1/8"
B	7-11/16"	10-9/16"
C	2-17/64"	3-3/16"
D	1-57/64"	2-41/64"